

POUNDERS PRESS



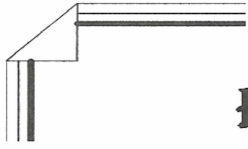
December 2006

VOICE OF THE
SOUTHWEST ARTIST BLACKSMITHS ASSN.
AN AFFILIATE OF ARTIST
BLACKSMITHS ASSN. OF NORTH AMERICA



“What shoemaker makes shoes without leather with all the four elements put together?
Fire and water; earth and air; Every customer has two pair?”

From an early 19th century book of nursery rhymes.



PRESIDENT'S CORNER


The State Fair has come and gone. Alex Ivey has done another great job of organizing and running the SWABA demonstrations. Those members that helped with the State Fair are to be commended. This is the largest of the club activities and requires a lot of work. I know that the event went well; however, I was disappointed in the turnout of members. Hopefully next year we can have more members participate.

The October meeting at Wildlife West was a bust. Less than 10 members showed up. Needless to say, we did not have a meeting. While the club's involvement with Wildlife West is a good activity, incorporating a meeting with it is not recommended. Keith Heffelfinger has completed the small club blacksmith trailer. This trailer would be ideal for this activity. Speaking of the small blacksmith trailer, it has been used by Bob Curtis with good results. Addition of an ash pit made of metal and a stack will be addressed. This trailer can be used by members for small demonstrations. Safety is the most important item and we cannot over emphasize it enough.

Bruce Hansche has donated a post drill to the club. Bob Brooks pulled the club trailer to Bruce's property, and the drill was installed in the large trailer. The drill will be portable and will be able to be moved into position at the work stations. Thanks, Bruce, for your donation.

The Festival of the Cranes is coming up, and several members are involved. More info on page or on our web calendar.

Elections will be held for President and Secretary. If anyone is interested in serving as an officer, please contact me. Thanks to all those that have contributed to the club's efforts.



Happy Forging,

Larry

SWABA's December meeting will be at
Forgery School of Blacksmithing in Moriarty, NM
Phone: Chad Gunter 505-270-1007 or Brad Gunter 505-205-9815

Driving Directions: from Albuquerque
Take Interstate 40 East to Moriarty exit
At the end of the exit ramp, turn Right (west) on Old Rt 66.
Follow Rt 66 West about 2 miles to the corner of
Martin Rd and Rt 66.
You will see the beige bldg with red trim on the north side of Rt 66
Anvil signs will be out

FEATURING :

Chad, and Brad Gunter will demonstrate, while Robb narrates, at their new
blacksmith school facilities.

We look forward to a wonderful day of blacksmithing.


**The Gunter's have graciously offered to allow members to
"Tail Gate" to sell or trade items from the back of
their truck or car**

Bring your safety glasses,
a chair,
Food for the pot luck,
and an iron in the hat item.

Take some time to make something for this fund raiser or
bring an item if you can. This is a fun time.

The trade item for December is a Fireplace Shovel

REMINDER - If you have them, bring your hand forged eating utensils



SWABA OFFICERS

President – Larry Kern, 228-4412
Vice-Pres. - Robert Brooks, 281-9498
Treasurer – Tom Hansen, 771-9055
Secretary – Alex Ivey, 217-9092
Editors - Barbara and Gary Williams, 792-4851
Librarian – Mark Nawman, 323-2100
Webmaster - Gary Williams, swabawebmaster@comcast.net



SWABA MEETINGS

Dec 2, 2006, Forgery School of Blacksmithing, Moriarty, NM
Feb 17-18, 2007, NM Farm & Ranch Heritage Museum, Las Cruces, NM
April 7, 2007, Leroy Simmons, Mountainair, NM
June 2, 2007 TBD

SUPPLIES AND SERVICES

COAL – Robb Gunter has a **new supply** of coal for sale
Contact Joe Madrid for plasma cutting.
If you have services to offer club members, please let us know.

As always SWABA would like to thank **Matheson Tri-Gas**, and **Choice Steel**, for supporting the club. For discounts, please let these companies and others know that you are a member of SWABA. **Aspen Printing** has helped with the printing of the newsletter. **RAKS Building Supply** is a new sponsor of the State Fair. No discounts are known, however, they have contributed to the club. Let them know we appreciate their support and let them know you are with the blacksmith group. Thanks again to all of these companies.

SWABA OFFICERS, DIRECTORS, AND MEMBERS ASSUME NO RESPONSIBILITY OR LIABILITY FOR INJURIES OR DAMAGES CAUSED AS A RESULT OF THE USE OF ANY INFORMATION, MATERIALS, DESIGN, TECHNIQUES, ETC. CONTAINED IN THE NEWSLETTER. ALL MATERIAL RECEIVED BY THE EDITOR IS PRESUMED ACCURATE AND COMPLETE (INCLUDING SAFETY PRECAUTIONS), THE USE OF WHICH IS SOLELY THE USER'S RISK.



SECRETARY'S REPORT

Minutes of the October 2006 Meeting

No meeting was held in October
Alex Ivey
Secretary

ADVANCE NOTICE – FEBRUARY 2007 MEETING

On February 17 & 18, 2007, SWABA will be demonstrating at the
Farm and Ranch Museum - Las Cruces, NM

The featured blacksmith will be Ward Brinegar, from Santa Fe
This is a two day event and smiths from neighboring states will be invited.
Full details will be available in the January newsletter and the website calendar.

???LOOKING FOR SOMEONE TO BEND IRON ???

The name and address of the company that did a great job for me is:

Southwest Custom Stainless, LLC
4901 Pan American Place NE Suite C & D
Albuquerque, NM

Phone # 505-345-3332

Fax # 505-345-1499.

Jeff Krueger and Mat Kobus (owners)


They are located just behind the Starline Printers
The first strip offices on the North side of the road

Thank you
Jack Beadersted
319-1459



TREASURER'S REPORT

"It's your money"



The ins and outs as of October 30, 2006

We have 3 new members (Paid dues for 2007):
Carl Allen, Adam Iverson and Jacob Kaufman.
Our old friend, Adam Whiteson, has also paid his 2007 dues.

WELCOME!

The bender project has spent \$646.96 so far and has collected \$630.00. The 6 smiths that have not yet paid should cover the rest of the material we have to purchase.

The State Fair fees were	\$220.00
We spent an additional	99.86 on supplies (water, ice, gatoraid, etc.).
We paid	<u>224.44</u> in taxes
TOTAL	544.30

We received	\$100.00 from RAKS and
	<u>250.00</u> from Tri-Gas as donations
TOTAL	350.00

THANK YOU!

After taking out sales tax, we earned close to \$1500.00 (with donations) to add to our general fund.

Iron In the Hat for the last meeting was \$145.00.

Treasurer,
Tom Hansen

"KEEP POUNDING ON IT"
TOM



Forged Architectural Metalwork

By Peter Parkinson

US Distributor-Trafalgar Square

176 pages, hardcover

\$45

Reviewed by Brian Gilbert

(This review originally appeared in the Hammer's Blow)

The latest book by Peter Parkinson fills a significant gap in the blacksmithing press. There aren't many books available that detail the considerations of forging large architectural elements for buildings, like handrails, balustrades, (a railing supported by posts or balusters, like a freestanding interior stair rail), railings and fences, screens and grilles, and gates. Peter's book has devoted a chapter to each of these topics, as well as covering subjects you'll need to think about should you decide to tackle large projects like these. Some of these are straightforward, like 'Working and Workshop', the first chapter, where safety is the first thing discussed. While Chapter Two, 'Basic Forging Processes', will apply to most any shop, Chapter Three, 'Assembly Technique', examines some of the things you'll have to do differently if you're a small-scale blacksmith. You could try the 'learn-as-you-go' approach, but that's usually an expensive way to do business.

And that's the key idea - this book is written for professionals, or more specifically, those who want to transition into this sort of blacksmithing. When you start doing works of this size, you'll definitely be a professional. If that is your goal, this book can save you countless hours of hard work, and very large amounts of money.

The chapter on 'Site Surveying' is absolute gold. I've had to go back to a site and re-measure something that, in hindsight, was fairly obvious. It took a few mistakes before I finally learned how to effectively survey a site. This chapter could save you a trip, which means more time in the shop finishing the work. You can't charge clients for your mistakes, and this book will help prevent them.

Peter is from Great Britain, and so a few things are going to be different. Measurements are metric, naturally, and their regulations won't be the same as in the US, but not that much. His two pages on handrail regulations are very similar to my copy of NOMMA's Metal Rail Manual, except that the measurements are in millimeters.

The only thing I wish I could change about Peter's book is the timing; he should have written this years ago, when I was just starting out. It would have helped me greatly. Even so, it's still a big help, and I'll refer to it often. If this is the sort of blacksmithing you've considered doing, or even if you're already doing, it's a must; it'll help your bottom line.

Hot Tips:

Thanks to Michael Bendele and Bob Rupert from SOFA Conference!

Clear Coat - Michael Bendele

Permalac is a clear sealer for all metals. It has been tested to last ten years outside. I can not say it will last that long personally as I have only used it for about two years. To me it seems very promising and certainly beats painting the surfaces we work so hard to develop. It can be brushed or sprayed. One coat for inside looks really good on steel. You would need multiple coats for outside. Permalac and more information is available through several online sources. The cheapest I have found would be either from : www.sculpturedepot.com or from Sculpt Nouveau. 1- 800-728-5787

Sizing It Up! - Michael Bendele

Use an overhead projector to adjust a drawing to the "real size" of the project. This way design adjustments can be made and reviewed before fabricating and making the finished piece. Saves a lot of time and worry regarding "how it will look". To make the transparency for the overhead projector you need a scanner and printer. Scan in your drawing and print a transparency using transparency sheets available at Office Max, Office Depot, Staples, or similar office supply store. It is worth the extra step!

Metal Restoration Formula - Bob Rupert

It's called Sweet 45 at the Agway store. It comes in 50lb. bags and is a dry mix. Mix in a plastic barrel or a garbage can of the appropriate size to fit the articles that you are going to "derust" or remove scale. This product is biodegradable and will not harm paint or grease. It does however like to eat rust and mill scale. Cost is about 12 bucks. The mix is one gallon of hot water to 1 lb. of Sweet 45. We have done half to a gallon of water and had success. Items will be perfect in about 1 to 2 weeks. Temperature is an unknown at this point since this mixture is outside and does take on an odor that is noticeable in time. Once clean rinse in water and coat with OSPHO, a rust inhibitor.

Reprinted from Pittsburgh Area Artist-Blacksmith Association newsletter, November 2006

Bender Project Update

If you are interested in joining this group, please contact Tom Hansen, 505-771-9055

BENDER PROJECT: Bender Project; all forks have been drilled by Leon Willson (approx. 864 large holes) we need to get the two bends in each fork next.

We have the pins and spacers cut. The bolts are ready to be picked up. We need someone to step up and bend the feet (cold).

Tom Hansen

OPEN FORGE



Y'all come see
us now,
Y' hear

**FIRST WEDNESDAY
EVERY MONTH**

6 pm – 9 pm

At Bob Curtis' place

Contact Bob for details
and directions
505-898-6683

!! NEW !!

Starting in Dec, we will have a 'project'
each month
The Dec project will be a leaf veiner

From



the webmaster

We are always looking for work to display in the member's gallery. If you would like to have your work featured on the website, please create a CD with 10 to 12 pictures in JPEG format. Include a letter with a brief description of the project and summary of what is on the various pictures.

Please mail both to me at the address below.

OR - if you have a high speed internet connection, email the pictures and descriptions to me at swabawebmaster@comcast.net

Gary Williams
105 Watson Court
Corrales, NM 87048
Email Address swabawebmaster@comcast.net

POUNDERS PRESS is now available on-line at the SWABA website
SWABA.abana-chapter.com

IMPORTANT

REMINDER

Annual dues are payable by February 2007
Forms are available in this issue or
on the website – click on ‘Join SWABA’

TURLEY FORGE
HAS OPENINGS FOR 2007 CLASSES

Call for brochure , class schedule, and full course details

Turley Forge 919-A Chicoma Vista Santa Fe, NM 87507

505-471-8608

THE FORGERY SCHOOL OF BLACKSMITHING

2006 Class Schedule

We are excited to announce the opening of our new facility located off of Historic Route 66 in Moriarty, New Mexico.

The new shop can accommodate up to twelve students with at least two instructors at all times to insure individual attention. Each student will have a complete forge, anvil, vice and tooling setup with all materials supplied.

There is a variety of lodging and restaurant options within three miles of the shop and light refreshments will be provided for each class. A complete list of lodging and restaurant information with a map to the school will be provided along with confirmation of enrolment.

About the instructors

The Forgery School of Blacksmithing was founded in 1986 by Robb Gunter. He taught for twelve years before taking a few years off to complete a large out of state commission. In 2003 his sons, Chad and Brad, started construction on a new facility which is now home to the new Forgery School of Blacksmithing.

The Gunter family is two generations of professional blacksmiths each specializing in their own areas of expertise; all combined to give the student the best possible learning experience.

2007 Class Schedule

Intermediate and Advanced classes will be added in 2007

Call for 2007 class schedule

WEEK LONG CLASSES WILL RUN MONDAY – SATURDAY

8:00 a.m. to 5:00 p.m. 45 MIN. LUNCH

COST

Call for 2007 tuition fees

TERMS

\$100.00 deposit reserves your place in a class
Balance is due 30 days before your class begins

To make payment arrangements

Contact: Chad Gunter: (505) 270-1007 or Brad Gunter: (505) 205-9815

THINGS TO BRING

- Safety glasses are required!
- Notebook
- Favorite hammer (if you have one)
- Any other protective gear is welcome

Mailing address

P.O. Box 1665

Tijeras, New Mexico 87059

JOIN SWABA

SOUTHWEST ARTIST BLACKSMITH ASSOCIATION MEMBERSHIP APPLICATION – RENEWAL DATE _____

NAME _____

STREET ADDRESS _____

CITY _____ STATE _____ ZIP _____

PHONE (_____) _____ FAX (_____) _____

Business name _____


E-mail address _____

PLEASE MAKE CHECKS PAYABLE TO: SOUTHWEST ARTIST BLACKSMITH ASSN

MAIL TO: SWABA
300 Camino de las Huertas
PLACITAS, NEW MEXICO 87043

Dues are from January 1 to December 31 yearly \$30.00 full year \$1500 after June 30 for ½ year

JOIN ABANA

 ABANA	
Name: _____	e-mail: _____
Address: _____	www url: _____
City: _____	Phone: _____
State: _____ Zip/PC: _____	Fax: _____
Country: _____	
Type of Membership <input type="checkbox"/> New Member <input type="checkbox"/> Renewal	Credit Card Information
<input type="checkbox"/> Regular - \$45.00 <input type="checkbox"/> Contributing - \$100	<input type="checkbox"/> Visa <input type="checkbox"/> Mastercard Expiration Date: _____
<input type="checkbox"/> Student - \$35.00 <input type="checkbox"/> Library - \$35.00	Card # _____
<input type="checkbox"/> Senior (65+) - \$40.00	Submit check, money order (U.S. banks only), or by credit card:
<input type="checkbox"/> Foreign - \$65.00	
ABANA Affiliate: _____	LeeAnn Mitchell P.O. Box 816 Farmington, GA 30638 Phone: 706.310.1030 Fax: 706.769.7147
Application may also be made at the ABANA web site: www.abana.org	
M E M B E R S H I P A P P L I C A T I O N	

YOUR AD HERE BUY SELL OR TRADE

ROBB GUNTER HAS A NEW SUPPLY OF COAL FOR
SALE 505-281-8080

For Sale! 25lb Little Giant Power hammer.

New style ,Babbitt's look to be good. Needs right Ram guide part # H003 and 1hp motor .
Toggle arms have all been repaired but can be replaced from Sid at little Giant.

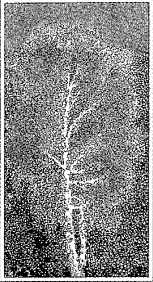
Hammer has been cleaned and painted asking \$1500 OBO

Garry Bryant

Home 505 281-2160


Work 505 845-8121

These businesses have supported SWABA through donations, discounts and/or services. Please patronize these businesses and thank them for their support



**ASPEN
PRINTING
COMPANY, INC**

505.880.0002
2517 Comanche, NE
Albuquerque, NM 87107
E-mail aspenprinting@lobo.net




**CHOICE
STEEL COMPANY**

HAROLD MOORE

(505) 344-4940
7100 B. 2nd Street NW
Albuquerque, NM 87107
Email: choicesteel@qwest.net


Fax: (505) 345-3449
Toll Free: 1-877-526-0006
Web: www.choicesteelco.com



Keith "Butch" Miller
Western Region Vice President

**MATHESON
TRI-GAS**

1916 2nd Street NW
Albuquerque, NM 87102-1455
Tel: (505) 222-0115
Fax: (505) 243-7816
Mobile: (505) 250-0284
E-Mail: bmillier@matheson-trigas.com



RAKS BUILDING SUPPLY

KENNETH TRUJILLO - Owner

108 Carson Drive, Los Lunas, NM 87031 • (505) 865-1100 Fax: (505) 865-1800
501 Otero, Socorro, NM 87801 • (505) 835-1270
1530 12th Street NW, Albuquerque, NM 87104 • (505) 842-1103
205 Rio Bravo SW, Albuquerque, NM 87105 • (505) 452-1100
E-Mail: KennyRAKS@aol.com



**SOUTHWEST ARTIST BLACKSMITHS ASSN.
300 CAMINO DE LAS HUERTAS
PLACITAS, NEW MEXICO 87043**

The Pounders Press is published bimonthly by Southwest Artist Blacksmith Assn., a nonprofit organization of amateur and professional blacksmiths, for the purpose of sharing knowledge and education, and to expose the art of blacksmithing to the public.

**POUNDERS PRESS is now available on-line at the SWABA website
SWABA.abana-chapter.com**